



SPA 130A, Ex mb e II T5, Solar Panel



II 2 G



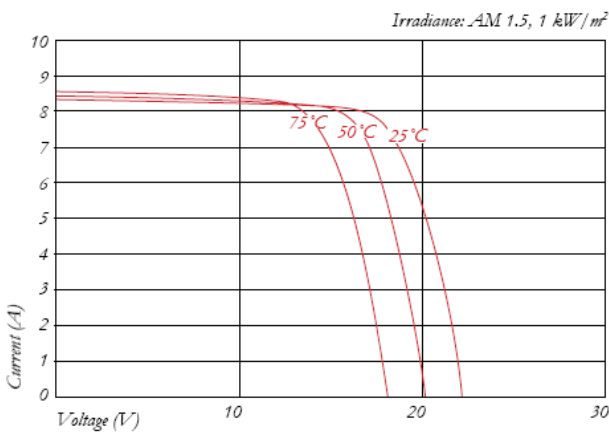
The SPA 130A photo voltaic Solar Panel is a Zone 1 ATEX Ex mb e certified product. The cells of the panel are encapsulated between a tempered glass cover and EVA pottant with an aluminium polyester protected back sheet to provide maximum protection in the most extreme environmental conditions.

Typical applications for this new energy and cost saving concept are to monitor remote pipelines and unmanned offshore oil & gas installations where the location and the proximity of a hazardous area, deem conventional power sources and manpower to be less economical.

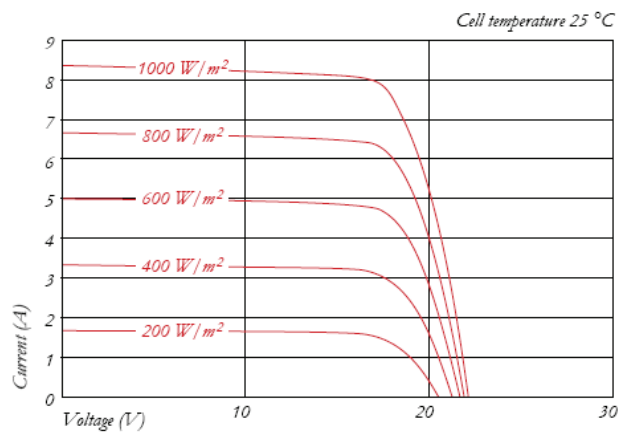
Complimented by other JCE Group products like hazardous area batteries and EExd control enclosures, the SPA 130A can be supplied as part of a complete control and monitoring system.. Combined with a compatible inverter housed in our EJB range of EExd enclosures, it is suitable for AC applications.

ELECTRICAL CHARACTERISTICS

Current-Voltage characteristics at various cell temperatures



Current-Voltage characteristics at various irradiance levels



Materials and Finish

Aluminium mounting frame.
Terminal enclosure made of GRP
with 2 Exe ATEX M25 glands.

Earthing

All panels are supplied with 6mm stainless steel earth studs.

Protection Grade

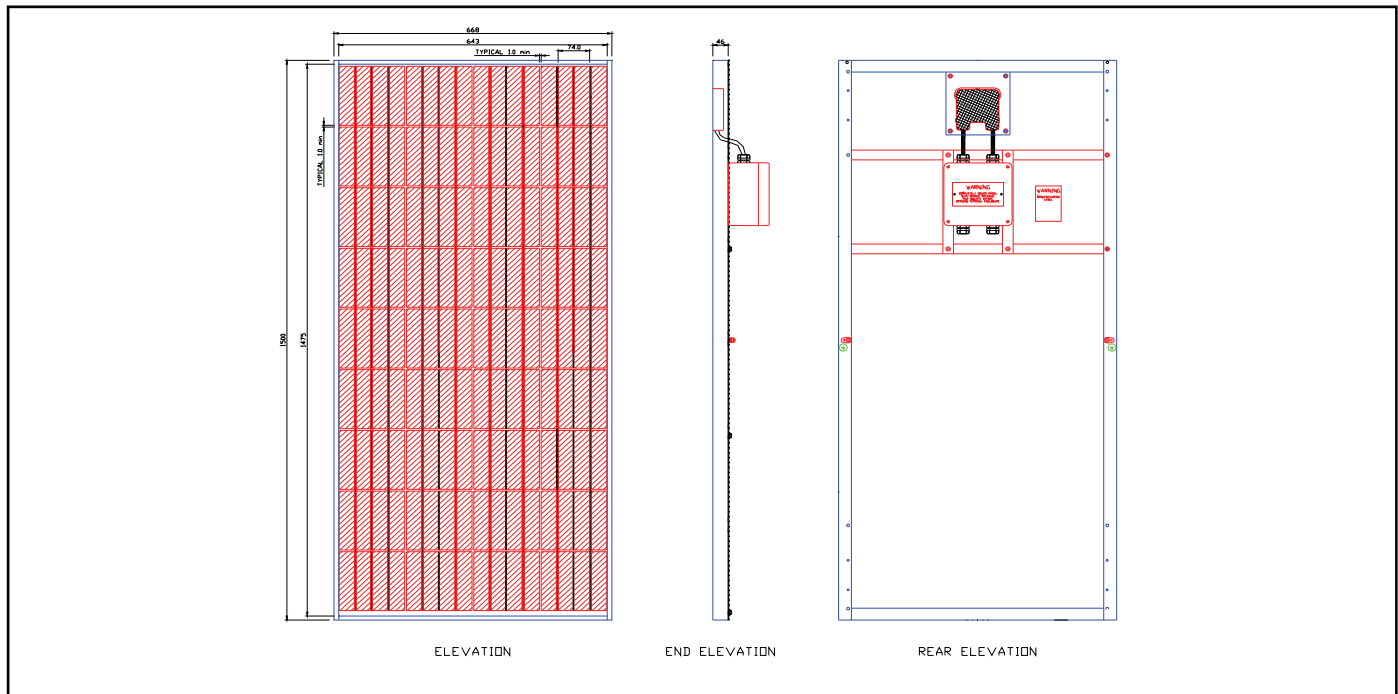
The terminal enclosure provides Ingress protection to IP66.

Certification

ISSeP08ATEX052X

JCE Group

Dimensions



Technical Data

ELECTRICAL PERFORMANCE

At 1000 W/m²(STC)*

Maximum Power	[W]	135
Maximum System Voltage	[V]	1000
Maximum Power Voltage	[V]	17.7
Maximum Power Current	[A]	7.63
Open Circuit Voltage (Voc)	[V]	22.1
Short Circuit Current (Isc)	[A]	8.37

At 800 W/m²(NOCT)**

Maximum Power	[W]	95
Maximum Power Voltage	[V]	15.6
Maximum Power Current	[A]	6.1
Open Circuit Voltage (Voc)	[V]	19.9
Short Circuit Current (Isc)	[A]	6.82
NOCT	[°C]	49

Power Tolerance	[%]	5/-5
Maximum Reverse Current IR	[A]	15
Series Fuse Rating	[A]	15
Temperature Coefficient of Voc	[V/°C]	-0.08
Temperature Coefficient of Isc	[A/°C]	0.00501
Temperature Coefficient of Max. Power	[W/°C]	-0.614
Reduction Of Efficiency (from 1000W/m ² to 200 W/m ²)	[%]	5.8

DIMENSIONS

Length	[mm]	1500 (+/-2.5)
Width	[mm]	668 (+/-2.5)
Depth/ incl. Junction Box	[mm]	136
Weight	[kg]	14
Junction Box	[mm]	160 x 160 x 92
IP Code		IP66

CELLS

Number per Module		36
Cell Technology		Polycrystalline
Cell Shape (Square)	[mm]	156 x 156
Cell Bonding		3 busbar

CERTIFICATION

Ex Protection		Ex mb e II T5
Certification No.		ISSep08ATEX052X



JCE (Aberdeen) Ltd., Blackburn Business Park, Aberdeen, AB21 OPS
Tel. +44 (0) 1224 798600 Fax +44 (0) 1224 798601
E-Mail: info.abdn@jcegroup.com

JCE (Europe) Ltd., East Way, Lee Mill Industrial Estate, Ivybridge, Devon,
PL21 9LL, England Tel. +44 (0) 1752 690530 Fax +44 (0) 1752 690531
E-Mail: info.euro@jcegroup.com

JCE (Asia Pacific) Pte Ltd., 51 Bukit Batok Crescent, #05-04 Unity Centre,
Singapore 658077 Tel +65 63162604 Fax +65 63162609
E-Mail: info.asia@jcegroup.com

* Electrical values under standard test conditions(STC): irradiation of 1000 W/m², airmass AM 1.5 and all temperature of 25 °C

** Electrical values under normal operating all temperature (NOCT): irradiation of 800 W/m², airmass AM 1.5 wind speed on 1m/s and ambient temperature of 20 °C

*** 10 year or 90% of the minimally specified power P under standard test conditions (STC)

**** 20 years on 80% of the minimally specified power P under standard test conditions (STC)



SPA 260, Ex nAC II T5, Solar Panel



II 3 G



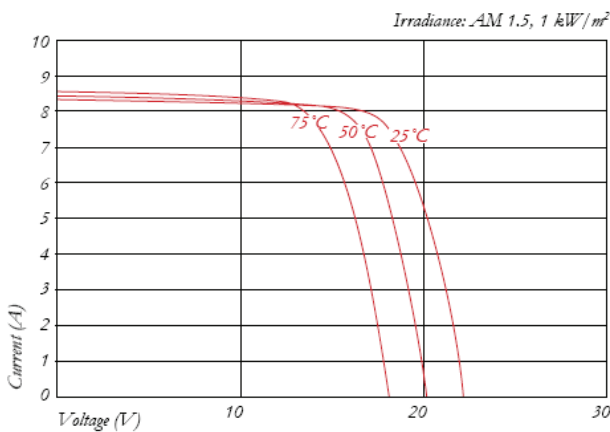
The SPA 260 photo voltaic Solar Panel is an ATEX Ex nAC certified product for Zone 2 gas hazardous area applications. The cells of the panel are encapsulated between a tempered glass cover and EVA pottant to provide maximum protection in the most extreme environmental conditions.

Typical applications for this new energy and cost saving concept are to monitor remote pipelines and unmanned offshore oil & gas installations where the location and the proximity of a hazardous area, deem conventional power sources and manpower to be less economical.

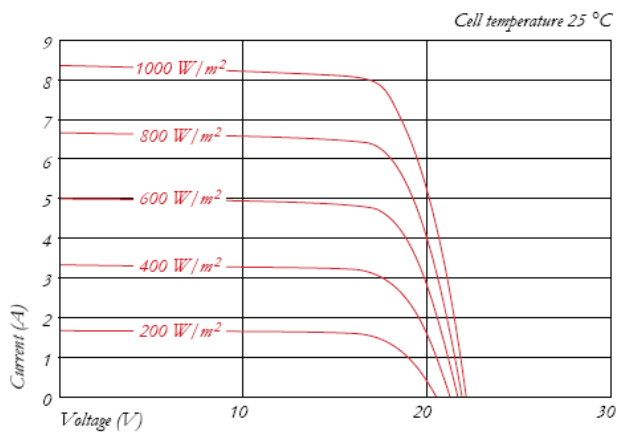
Complimented by other JCE Group products like hazardous area batteries and EExd control enclosures, the SPA 260 can be supplied as part of a complete control and monitoring system. Combined with a compatible inverter housed in our Ex nA enclosures, it is suitable for AC applications.

ELECTRICAL CHARACTERISTICS

Current-Voltage characteristics at various cell temperatures



Current-Voltage characteristics at various irradiance levels



Materials and Finish

Aluminium mounting frame.
Terminal enclosure made of GRP
with 2 Exe ATEX M25 glands.

Earthing

All panels are supplied with 6mm stainless steel earth studs.

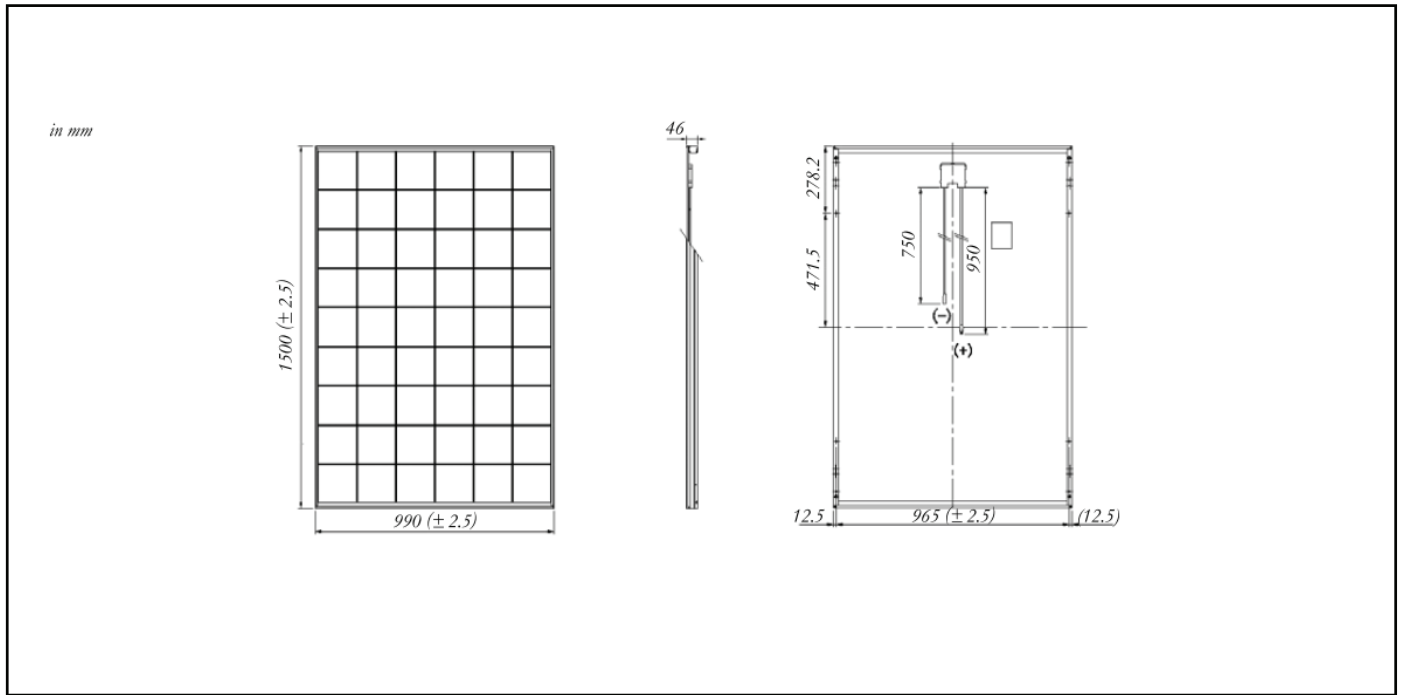
Protection Grade

The terminal enclosure provides Ingress protection to IP66.

Certification

ATEX Group II Category 3 Gas

Dimensions



Technical Data

ELECTRICAL PERFORMANCE

At 1000 W/m²(STC)*	
Maximum Power	[W]
Maximum System Voltage	[V]
Maximum Power Voltage	[V]
Maximum Power Current	[A]
Open Circuit Voltage (Voc)	[V]
Short Circuit Current (Isc)	[A]
At 800 W/m²(NOCT)**	
Maximum Power	[W]
Maximum Power Voltage	[V]
Maximum Power Current	[A]
Open Circuit Voltage (Voc)	[V]
Short Circuit Current (Isc)	[A]
NOCT	[°C]
Power Tolerance	[%]
Maximum Reverse Current IR	[A]
Series Fuse Rating	[A]
Temperture Coefficient of Voc	[V/°C]
Temperture Coefficient of Isc	[A/°C]
Temperture Coefficient of Max. Power	[W/°C]
Reduction Of Efficiency (from 1000W/m ² to 200 W/m ²)	[%]

DIMENSIONS

Length	[mm]	1500 (+/-2.5)
Width	[mm]	990 (+/-2.5)
Depth/ incl. Junction Box	[mm]	146
Weight	[kg]	23
Junction Box	[mm]	160 x 160 x 92
IP Code		IP66

CELLS

Number per Module		54
Cell Technology		Polycrystalline
Cell Shape (Square)	[mm]	156 x 156
Cell Bonding		3 busbar

CERTIFICATION

Ex Protection		Ex nAC II T5
---------------	--	--------------



JCE (Aberdeen) Ltd., Blackburn Business Park, Aberdeen, AB21 OPS
Tel. +44 (0) 1224 798600 Fax +44 (0) 1224 798601
E-Mail: info.abdn@jcegroup.com

JCE (Europe) Ltd., East Way, Lee Mill Industrial Estate, Ivybridge, Devon,
PL21 9LL, England Tel. +44 (0) 1752 690530 Fax +44 (0) 1752 690531
E-Mail: info.euro@jcegroup.com

JCE (Asia Pacific) Pte Ltd., 51 Bukit Batok Crescent, #05-04 Unity Centre,
Singapore 658077 Tel +65 63162604 Fax +65 63162
E-Mail: info.asia@jcegroup.com

* Electrical values under standard test conditions(STC): irradiation of 1000 W/m², airmass AM 1.5 and all temperature of 25 °C

** Electrical values under normal operating all temperature (NOCT): irradiation of 800 W/m², airmass AM 1.5 wind speed os 1m/s and ambient temperature of 20 °C

*** 10 year or 90% of the minimally specified power P under standard test conditions (STC)

**** 20 years on 80% of the minimally specified power P under standard test conditions (STC)